



**To Book a trip call 270-703-6133 or visit our website**

**[www.kicknbass.net](http://www.kicknbass.net)**

**June 28, 2013**

## Lake Conditions

**Lake Levels ...** Both lakes are right at Summer Pool. The generation schedule is showing a good current flow over the next several days. For additional info, including generation schedule for Kentucky Lake, visit the TVA website: [http://www.tva.gov/lakes/kyh\\_r.htm](http://www.tva.gov/lakes/kyh_r.htm)

**Water Clarity and Temperature ...** The water color and conditions in both lakes are just right for fishing. Clear in the main lake and just a touch of color in the bays. Main Lake surface water temps are in the 82 degree range with temps in the bays rising in the afternoons on sunny days.

## Weather Outlook

**Friday...**Partly sunny. A 30 percent chance of showers and thunderstorms in the morning. Highs in the upper 80s. Northwest winds 5 to 10 mph. **Friday Night...**Mostly clear. Lows in the mid 60s. Northwest winds 5 to 10 mph.

**Saturday...**Partly sunny. A 30 percent chance of showers and thunderstorms in the afternoon. Highs in the lower 80s. Northwest winds 10 to 15 mph. **Saturday Night...**Mostly cloudy with a 20 percent chance of showers and thunderstorms. Lows in the lower 60s. Northwest winds 5 to 10 mph.

**Sunday...**Mostly cloudy with a 50 percent chance of showers and thunderstorms. Highs in the upper 70s. **Sunday Night...**Partly cloudy. Lows in the mid 60s.

**Monday...**Partly sunny with a 20 percent chance of showers and thunderstorms. Highs in the upper 70s.


## Prime Feeding Times – Gilbertsville, KY 42044

Date	Temps	Sun Data	Moon Data	Moon Phase	Major Times	Minor Times	Prediction
Friday 6/28/13	H: 88° L: 71°	Rise: 5:36 AM Set: 8:16 PM	Rise: 11:55 PM Set: 11:33 AM Overhead: 5:25 AM Underfoot: 5:49 PM	66% Waning Gibbous	5:25 AM - 7:25 AM 5:49 PM - 7:49 PM	11:33 AM - 12:33 PM 11:55 PM - 12:55 AM	Average
Saturday 6/29/13	H: 84° L: 68°	<b>Rise: 5:36 AM</b> Set: 8:16 PM	Rise: --:-- Set: 12:36 PM Overhead: 6:13 AM Underfoot: 6:36 PM	55% Waning Gibbous	<b>6:13 AM - 8:13 AM</b> 6:36 PM - 8:36 PM	--:-- - --:-- 12:36 PM - 1:36 PM	<b>Average+</b>
Sunday 6/30/13	H: 81° L: 67°	Rise: 5:37 AM Set: 8:16 PM	Rise: 12:28 AM Set: 1:37 PM Overhead: 7:00 AM Underfoot: 7:23 PM	50% Last Quarter	7:00 AM - 9:00 AM 7:23 PM - 9:23 PM	12:28 AM - 1:28 AM 1:37 PM - 2:37 PM	Average

Monday 7/1/13	H: 80° L: 66°	Rise: 5:37 AM Set: 8:16 PM	Rise: 1:01 AM Set: 2:35 PM Overhead: 7:46 AM Underfoot: 8:09 PM	35% Waning Crescent	7:46 AM - 9:46 AM 8:09 PM - 10:09 PM	1:01 AM - 2:01 AM 2:35 PM - 3:35 PM	Avera
------------------	------------------	-------------------------------	--	---------------------------	---	--	-------

## Fishing Report

**Bass Fishing ...** I'm sure you might hear about other patterns and methods that are catching bass but I can't find one that is any better than fishing the Ledges. As a matter of fact fishing has been so good for our clients this week that I wouldn't consider asking them to fish any other way. We've had a real good run on smallmouth this week with a couple of fish over 5 pounds. The average Largemouth Bass we've been catching is in the 17" class and one of us is catching a really big fish daily. We are doing some things differently to catch these fish so if you want to book a trip give us a call.



**(Photos)** Kick'n Bass with a nice Hybrid and Smallmouth caught on a Steel Shad blade bait, Maj. Jim Dorn USAF with a real good "Brown Fish". Congratulations to Sharon Monaghan who caught her first Shakey Head bass on the Ledges this week.

**Ledge Bite ...** With the lake having a good steady current the fish have been active, especially during the Prime Feeding times. The current has actually extended the feeding periods. We've found schools of fish on the main lake ledges 13 -22 feet deep during high generation and as deep as 35 feet during slack times. During high current we've been dragging a ZMan Flappin CrawZ on either a Ken's 5/8 Ledge Grouser or PJ's 7/16 oz Bass Extractor jig. A close second would be using a 3/16 oz PJ's Bass Extractor jig and ZMan Finesse worm. Our bigger fish this week have come on the ZMan Flappin CrawZ.

**White Bass ...** Fishing is great and we've been catching them on **Steel Shad blade baits** and **Ken's Hybrid spinners**. The whites are deep and relating to current on the main lake and near the mouth of the bays. Stripe Fishing gets an A+. **Check out the Pontoon Pictures below ...**

**Bluegill & Redear ...** The mayfly hatch is on again off again but if you find a hatch stop and fish that location. Look for overhanging trees with mayflies dropping in the water. Take a Shelton's Bluegill bug or a Ken's cricket tipped with a piece of red worm, wax worm or cricket. Use your High Definition Electronics in Side Scan to find the beds and go to work. Look for gravel banks in the back of the bays and you'll be in business.

**Catfish ...** While we didn't fish for cats specifically one couldn't notice how many we caught this week on the Steel Shad blade bait. Catfishing has to be unbelievable. **Crappie ...** We didn't fish for crappie this week therefore there is no report.



# **Catch Fish & Have Fun on the Kick'n Bass Pontoon**



**Wow! Talk about a huge catch! The Jimmy Horn Group enjoyed a fun filled day on the Pontoon catching LOTS OF FISH! (From left to right) Brian Hofstron, Jarrod Condi, Sean Keitel, Jimmy Horn and Phil Johnson.**

***Get Your Family or Friends Together and Book Your Trip Now!***

**If family fishing is your thing or just getting a group together to fellowship then the Kick'n Bass Pontoon is for you! If you want to have a Kick'n Good Time and catch some fish then you ought to book a trip on the Kick'n Bass Pontoon.**

**Pictures tell the story. Check out the smiling faces. These folks had a BLAST!**

***Corporate or Company Trip Packages Available Too!***

**To book a trip contact [rk@kicknbass.net](mailto:rk@kicknbass.net) or call 270-703-6133**




## Sonar Tip of the Week ...



*Fish school up big time during the hot months more than at any other time of the year. The screen shows a huge school of largemouth bass on a long tapering underwater ledge next to the old river channel. This school of fish was found during one of our Sonar classes this week. Locating this school would not have been possible without our Lowrance HDS System. Your system can find schools of fish like this too. If you want to get more out of your HDS system contact [rk@kicknbass.net](mailto:rk@kicknbass.net) for your personal "On the water Sonar Class"*

**Read the owner's manual or watched a DVD and still baffled? Let's clear up your Sonar confusion. Have your unit(s) programmed and optimized by someone who depends on the HDS technology daily. Together we can make your system more user friendly and you'll get more out of your system.**

## **Here's what some of our clients are saying about Kick'n Bass' "On the Water" Sonar Class ...**




*Randy, I hope you are having a great summer. I wanted to give you an update on Dylan (Photo) and how he is doing with his fishing since spending time with you learning how to use his electronics. Today he went out and caught over 15 bass on Geist Res. near Indianapolis. One was a 5.8 lb and another was close to 4 lb. He was able to locate these by using his electronics. Without his electronics he would have never found the school. Thanks for all your help and we hope to get down and fish with you soon!*

*PS. In his second tournament he fished, he finished second and missed big bass by .15 oz.*

*Jeff Catlett – Indianapolis, IN.*

*Randy, First, thanks for the on the water class a few weeks ago and the advice you gave me over the phone. Both were really helpful. Over the weekend we found several good spots on Barren River Lake that I hadn't fished before. My son, Eric (Photo), wound up catching the big fish of the tournament (6 lb. 5 oz.) He was really happy and I got to be the (jealous) proud dad. The class was great and well worth the investment. It really helped us out and has improved my ability to find and boat fish. I was so satisfied that not only would I recommend the class to others, I already have. My son's buddies Joe Reis and Steven Rust took your class last Thursday. They told me it really helped them too. Thanks again!*

*Bob Hill – Louisville, Ky.*



**Remember ...** The first step in our "On the Water Sonar Class" is to perform an inspection of your system to make sure the installation has been done to factory specs and all components are installed in the proper location. If adjustments are needed we can have them made prior to beginning your class. Doing so assures you that your system will perform at a high level and you'll get the most out of your time on the water.

**The "On the Water Sonar Class" is a one on one, hands on, in your boat using your electronics instruction that will take your understanding and know-how to another level. We get it and you will too!**

**Kick'n Bass' 7 Essential Steps to Simplify Using Your HDS System.**



## ***Kick'n Bass will perform the following ...***

- 1. Complete a detailed inspection on your system to certify the installation has been done to factory specs. *(If adjustments are required technicians are available to fine tune your system prior to beginning your class. Doing so assures you that your system will perform at an optimum level and you'll get the most out of your time on the water).***
- 2. Check all network settings for compatibility and make adjustments if needed.**
- 3. Program the individual screens and install the overlay data that is best suits the type fishing you do. Example: Depth, Water Temp, Time, etc. Eliminate unwanted, non-practical on screen clutter that hampers using your unit to its maximum potential.**
- 4. Arrange the screens so that going from page to page is orderly and non-confusing. You'll become familiar with the screens and commands and what they'll do for you.**
- 5. Dial in Sonar and Structure Scan Graphics and choose appropriate Palette for the lakes you fish.**
- 6. Demonstrate the art of waypoint management. No more cluttered maps with useless or unproductive waypoints. You'll learn to identify which locations are waypoint worthy and how to go back to those locations without ever assigning a waypoint. You'll assign a waypoint once you are satisfied the location is worth saving.**
- 7. Demo the unit so you'll be able to take advantage of its fish finding capabilities. You'll learn to identify shell beds, submerged stumps, brush piles, ledges, game fish species and more.**

**As a bonus Kick'n Bass will help you learn to read an electronic topo map and find "places of interest" that could be potential fishing hot spots.**

## **The Best Bow Mount Sonar Bracket Ever Works on Virtually All Boats**



**Phoenix Bow Mount Bracket**



**Triton Bow Mount Bracket**

**Ranger Z520c**



**Blazer Bow Mount Bracket**



**NITRO Z-7 Bow Mount Bracket**

**Order Direct and \$ave**  
**[rk@kicknbass.net](mailto:rk@kicknbass.net)**

**Check out the product  
review on Wired2fish.com**  
**[http://wired2fish.com/kickn-bass-  
sonar-bracket-review-p17741](http://wired2fish.com/kickn-bass-sonar-bracket-review-p17741)**

