



To Book a trip call 270-703-6133 or visit our website

www.kicknbass.net

July 13th, 2012

Lake Conditions

Lake Levels ... As of this morning both lakes were approximately 1.5 feet below summer pool and basically holding steady over the next several days. For additional info on Kentucky Lake visit the TVA website: http://www.tva.gov/lakes/kyh_r.htm

Water Clarity and Temperature ... on Kentucky Lake ranges from light stain in some of the creeks with the main lake clear. The lake is very fishable. Barkley is lightly stained and the lake is very fishable. The surface water temps are in the mid to high 80's.

Weather Outlook

Friday... Showers and thunderstorms likely. Highs in the lower 80s. Southeast winds 5 to 10 mph. Chance of precipitation 60 percent.

Friday Night... Mostly cloudy with a 40 percent chance of showers and thunderstorms. Lows around 70. South winds around 5 mph.

Saturday... Mostly cloudy with a 50 percent chance of showers and thunderstorms. Highs in the mid 80s.

Saturday Night... Mostly cloudy with a 40 percent chance of showers and thunderstorms. Lows in the lower 70s.

Sunday... Mostly cloudy with a 50 percent chance of showers and thunderstorms. Highs in the upper 80s.

Sunday Night... Partly cloudy with a 30 percent chance of showers and thunderstorms. Lows in the lower 70s.

Monday... Partly sunny with a 40 percent chance of showers and thunderstorms. Highs around 90.

Monday Night... Partly cloudy with a 20 percent chance of showers and thunderstorms. Lows in the lower 70s.

Prime Feeding Times for Gilbertsville, KY 42044

Date	Temps	Sun Data	Moon Data	Moon Phase	Major Times	Minor Times	Prediction
Friday 7/13/12	H: 81° L: 68°	Rise: 5:44 AM Set: 8:12 PM	Rise: 1:19 AM Set: 3:43 PM Overhead: 8:29 AM Underfoot: 8:53 PM	26% Waning Crescent	8:29 AM - 10:29 AM 8:53 PM - 10:53 PM	1:19 AM - 2:19 AM 3:43 PM - 4:43 PM	Average+
Saturday 7/14/12	H: 86° L: 71°	Rise: 5:45 AM Set: 8:12 PM	Rise: 1:58 AM Set: 4:36 PM Overhead: 9:17 AM Underfoot: 9:41 PM	18% Waning Crescent	9:17 AM - 11:17 AM 9:41 PM - 11:41 PM	1:58 AM - 2:58 AM 4:36 PM - 5:36 PM	Average


Sunday 7/15/12	H: 87° L: 72°	Rise: 5:45 AM Set: 8:11 PM	Rise: 2:42 AM Set: 5:28 PM Overhead: 10:05 AM Underfoot: 10:30 PM	11% Waning Crescent	10:05 AM - 12:05 PM 10:30 PM - 12:30 AM	2:42 AM - 3:42 AM 5:28 PM - 6:28 PM	Average
Monday 7/16/12	H: 90° L: 73°	Rise: 5:46 AM Set: 8:11 PM	Rise: 3:31 AM Set: 6:16 PM Overhead: 10:55 AM Underfoot: 11:20 PM	6% Waning Crescent	10:55 AM - 12:55 PM 11:20 PM - 1:20 AM	3:31 AM - 4:31 AM 6:16 PM - 7:16 PM	Good

*** **FISHING REPORT** ***

Pontoon Fishing with Kick'n Bass Guide Service is a Great Value and a LOT of FUN!





*Check out the smiling faces on Troy Mitts and his sons Tyler and Ryan and Mike Smith and his son Trent who had a fishing trip of a lifetime aboard the Kick'n Bass Fishing pontoon.
Give us a call at (270)703-6133 and book your trip today!*



Warm Water Spurs Feeding Activity ... Water temperature is one of the most significant factors that affect fish behavior and metabolism. An increase in water temps shifts the bass metabolism in high gear and they feed basically non-stop. Bass feed more during the hot months than at any other time of the year. Right now, bass are schooled up and relating to structure but remember when the bait fish schools are roving over the deeper water bass will follow. Don't forget bass are on their most active feed during the hot summer period. (Photos) Andrew Bard of Indiana (Left) and Jim Simpson and Larry Grasch from Central KY with some nice hot weather bass caught on PJ's Bass Extractor Jigs and ZMan finesse worms fished Shakey Head style.

Bass Fishing ... has been very good this week with excellent numbers and size being caught in several areas on the lake. Long tapering points at the mouth of the bays are producing and some fish are being caught in the back of the bays in the jumps chasing shad. Lipless crank baits and Steel Shad blade baits are the best baits for the jumps. Ledge fishing is awesome! Find a school of bass and its game on. Best baits this week have been ZMan 4" finesse worms fished on a drop shot rig and a 3/16 oz. PJ's bass extractor Shakey Head and Zman 7" finesse worm. The Shakey Heads were slowly crawled on the bottom amongst the shell beds and the best bite came with little or no action. Crawling ¾ oz. jigs and working oversized worms came into play but the finesse presentation definitely ruled. Another method worth mentioning is fishing boat docks. Casting small curly tails on 1/16 oz. lead heads caught a surprising number of good bass for us this week. The spawn fry are now large enough for the bluegill and shad to feast on and the bass are making life miserable for all of them. The best docks are ones that have spud poles on the corners. Remember this is a finesse presentation.



Anglers Catch Their Biggest Bass ...

Congratulations to Don Beasley from Arkansas (Photo Left) and Chad French of Illinois who both caught their biggest Bass this week while fishing with their families on the Kick'n Bass Pontoon. The fish were caught on PJ's bass extractor jigs and ZMan finesse worms. Way to go guys!

White Bass ... Feast or Famine but when it was good it was REALLY GOOD!!! We had several really great trips this week and a couple of ones that left me scratching my head. Lack of current this week has necessitated a change in location and frustrated us at times but none the less Kick'n Bass clients have made some really good catches. (See photo at top of report) The best lures, hands down, have been the Steel Shad Blade baits and Ken's Hybrid Spinners. Try ripping the baits off the bottom and lower them on a semi-tight line. That seemed to work best for us. Most fish are relatively deep, suspended 15-25 feet along the Tennessee River and secondary channel.

Sonar Tip of the Week

Randy, over the weekend I won a major tournament with a 5 fish limit that weighed 23.58 lbs. The education I received from your on the water sonar class had a lot to do with me getting on quality fish and winning. At the weigh-in I gave you a lot of credit for helping me learn to effectively use my electronics so I think several of our club members will be contacting you. The class has helped me more than you'll ever know. Thanks a lot!

Ford Weiss – Milford, OH.



Fish feed more during the hot months than at any other time of the year. Right now, White Bass and Largemouth are schooled up. The screen shows a huge school of white bass with largemouth underneath feeding on shad on a long tapering underwater ledge next to the old river channel. We used Steel Shad blade baits and Ken's Hybrid spinners to catch the Whites and as a bonus we caught several nice Largemouth by dragging Shakey Heads ever so slowly along the bottom. The Largemouth were hanging out waiting on an easy meal. Without the aid of our electronics, locating this school would not have been possible. Your system can find schools of fish like this too. If you want to get more out of your HDS system contact rk@kicknbass.net for your personal "On the water Sonar Class"

Read the owner's manual or watched a DVD and still baffled? Let's clear up your Sonar confusion. Have your unit(s) programmed and optimized by someone who depends on the HDS technology daily. Together we can make your system more user friendly and you'll get more out of your system.

What is Kick'n Bass' "On the Water Sonar Class"?

Kick'n Bass offers a one on one, hands on, in your boat using your electronics class that will take your understanding and know-how to another level!

IF YOU'RE CONFUSED, FRUSTRATED, AND NEED ANSWERS then Kick'n Bass' "On the Water Sonar Class" is for YOU!

Here's just some of what Kick'n Bass can do for YOU!

- Make sure your HDS unit(s) has the correct settings for the type of fishing you do.
- Program the individual screens and install the overlay data on the screen that you want. Example: Depth, Water Temp, Time, etc.
- Arrange the screens so they display what you want them to show and make going from page to page orderly and non-confusing.
- Eliminate unwanted, non-practical on screen data that clutters your screen and gets in the way of using your unit to its maximum potential.
- Learn the art of waypoint management. No more cluttered maps with useless or unproductive waypoints. You'll learn how to identify which locations are waypoint worthy and how to go back to those locations without ever assigning a waypoint. You'll learn to only assign a waypoint once you are satisfied the location is worth saving.
- Demo the unit for you to help you be familiar with the screens and commands, so you'll have a good understanding of how to use the unit and take advantage of its fish finding capabilities.

As a bonus Kick'n Bass will help you learn to read an electronic topo map and find "places of interest" that could be potential fishing hot spots.

You've Made a Significant Investment in Electronics. Learn to Use Them to Their Full Potential.

Call Now! (270)703-6133 or email rk@kicknbass.net



Spice up your Shakey Head during a tough bite ...

During times of no current, cloud cover or wind, bluebird skies and hotter than the dickens conditions your Shakey Head could use a little help. Reason being is, during conditions described; bass are stubborn and generally won't aggressively chase a lure. My clients and I have found that a slow bite can be overcome by adding a little flash to the tail end of the bait and letting it "soak" or drag it ever so slowly Carolina Rig style. When any of my go to baits need a little of extra attention I seek the advice of my good friend *Ken McGregor*, owner of *The*

Fisherman's Friend in Lake City. Ken you see is a master lure designer and inventor and knows what will and won't work. Recently I began adding a tail spinner to my ZMan finesse worms and had been picking up a fish here and there on them. I felt I was on to something but what I was using seemed to hinder the natural buoyancy of the ElaZtech material. I have found that if you let Ken know what's on your mind, most likely he'll come up with something. Ken recommended adding a tiny willow leaf blade on a metal shaft into the tail end of the worm and then bend the shaft back to hold the blade in place. There you have it. Adding a little extra without hindering the natural action of the bait is a good thing. The next time you're faced with a slow bite try adding a little flash to your Shakey Head you might find it'll get you an extra fish or two!

Be sure and check out the Fishing Pontoon Video

<http://www.youtube.com/watch?v=DIjrXQe4FfI>

Thanks for reading the Kick'n Bass' fishing report!

Randy Kuhens