

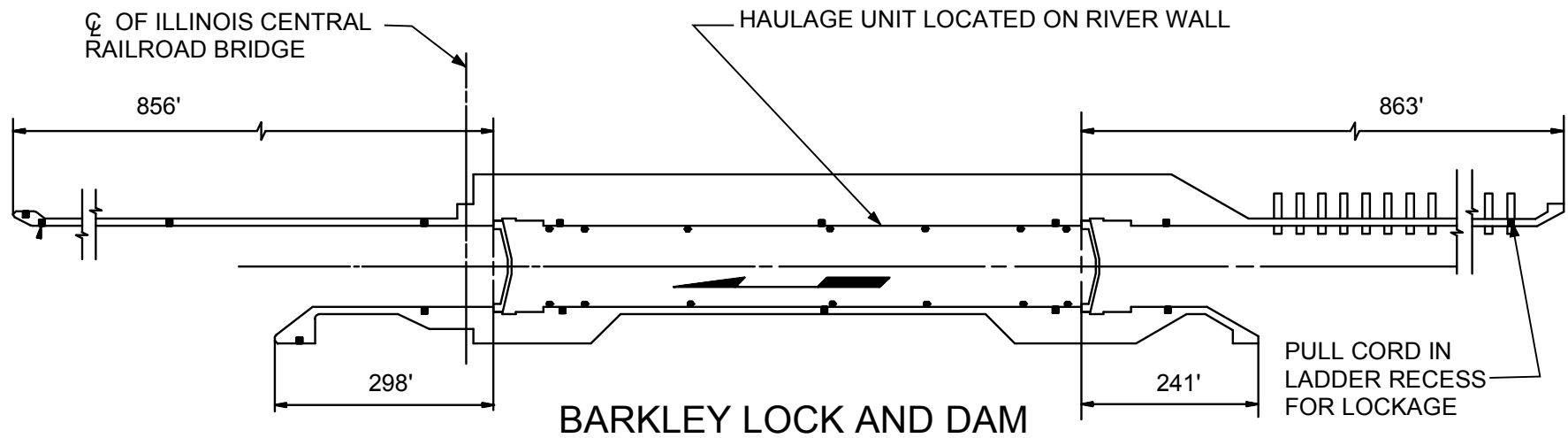
CUMBERLAND RIVER

Miles

0 0.25 0.5 1

1"=1/2 MILE

CHART NO. 5



BARKLEY LOCK AND DAM

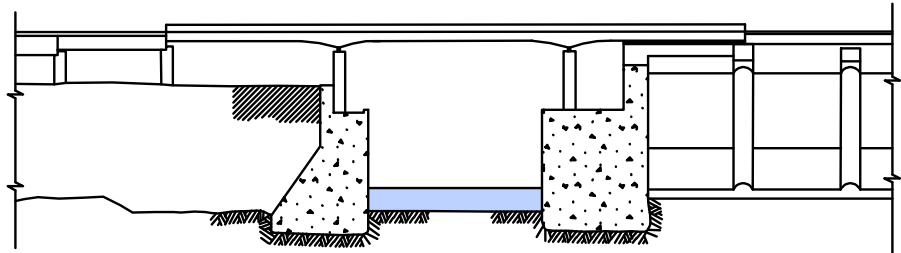
PLAN VIEW
 LOCK SIZE: 800' X 110'
 (243.8 meters X 33.5 meters)
 NOT TO SCALE

LEGEND

- FLOATING MOORING BIT ●
- LADDER RECESS ■
- THIS LOCK WILL OPERATE 20 HOURS A DAY
 CLOSURE HOURS: 2:00 AM - 6:00 AM
- PHONE: (270) 362-4222

LOCK OUTAGE

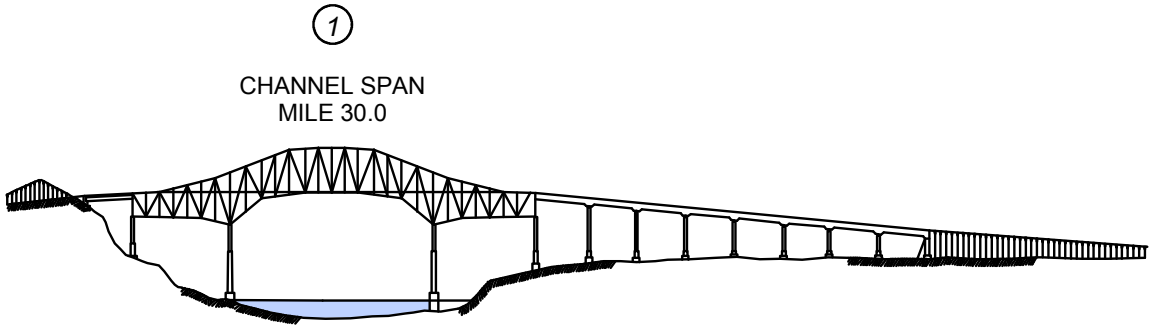
LOCKING AT THIS LOCK WILL BE DISCONTINUED WHEN:
 TAILWATER GAGE REACHES 351.0
 HEADWATER GAGE REACHES 374.0



③
ILLINOIS RAILROAD BRIDGE
CHANNEL SPAN

ELEVATION OF LOW STEEL	397
VERTICAL CLEARANCE AT POOL STAGE	95'
VERTICAL CLEARANCE AT REGULATED HIGH WATER	40'
HORIZONTAL CLEARANCE	*110'

* BETWEEN LOCK WALLS



①
EUREKA HIGHWAY BRIDGE (U.S. HWY 62)
CHANNEL SPAN

ELEVATION OF LOW STEEL	392
VERTICAL CLEARANCE AT POOL STAGE	90'
VERTICAL CLEARANCE AT REGULATED HIGH WATER	35'
HORIZONTAL CLEARANCE	270'